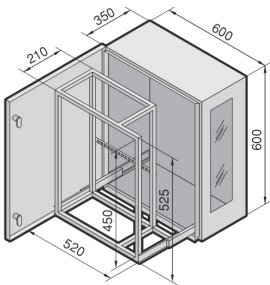


Wall-Mounted Enclosure

Wall-mounted distributor with 482.6 mm(19") pull-out frame.Side and front installation with 482.6 mm(19") components in a vertical mounting position. Horizontal installation also optionally supported at the front.Status monitoring via side viewing window.Pull-out frame may be removed for population via snap fastenings.Passive cooling via pre-configured outlet filter,may be upgraded to active.Optional accommodation facilities for earth rail in a vertical position on the pull-out frame.

Material:
Sheet steel

Surface finish:
Enclosure spray-finished,RAL 7035
Pull-out frame zinc-plated,passivated.



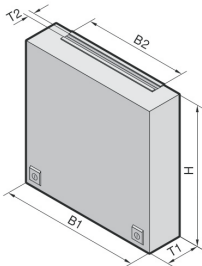
Model No.	Dimensions (mm)		
	Width	Height	Depth
PF-606035	600	600	350



Small Fibre-optic Distributors

Material:
Sheet steel, 1.5mm

Surface finish:
Powder-coated in RAL 7035
2 comb strips:
for cable clamping,and brush inserts to provide protection against dust,
1 cover:
With suspension device and two cam locks.



Model No.	Dimensions (mm)		
	Width	Height	Depth
FOD1-505012	500	500	120
FOD1-509012	500	900	120

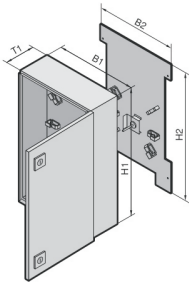


Small Fibre-optic Distributors

Layout of the small fibre-optic distributor:
Basic enclosure:
With cable shunting rings to accommodate the fibre stock and a strain relief system for incoming and outgoing cables.

Mounting plate:
With accommodation for 4 splicing cassettes and 4 patch panels.

Patch panels:
There are 4 patch panels available with varying cutouts,
Other special variants available on request.




Colour:
RAL 7035

Protection category:
IP 55(to TN 60 529/10.91)
when using suitable cable gland plates.

Material:
Sheet steel

Surface finish:
Spray-finished in RAL 7035

Model No.	Dimensions (mm)		
	Width	Height	Depth
FOD2-405015	400	500	155

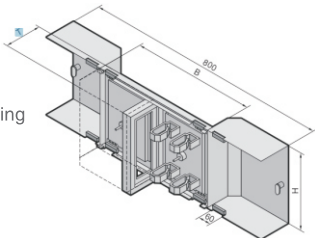


Fibre-optic Marshalling Enclosure

Patch panels are easily fastened to the gap. A door to cover and lock the splicing cassette accommodation ,with separate lock. A second door to cover and lock the chamber/splicing cassette accommodation ,with separate lock.

Material:
Sheet steel, 1.0mm

Surface finish:
Spray-finished in RAL 7035



Model No.	Dimensions (mm)		
	Width	Height	Depth
FOD3-402512	400	250	120